



# Axis<sup>EN</sup> Wireless

Powerful, versatile  
EN54 fire systems





# Advanced Performance. Wireless Versatility.

**Looking for a wireless fire safety system you can trust? Look no further than Advanced.**

With our versatile Axis EN wireless range, it's easy to install robust fire alarm systems whilst saving crucial time, cost and disruption.

Harnessing the power of proven technology, Advanced wireless systems are scalable, adaptable and reliable – for complete fire safety peace of mind.

Creating a safer future

## Contents

Advanced Overview	4
High-Performance Fire Panels	6
Axis EN Wireless Versatility	9
Axis EN Wireless Technology	10
Wireless Network Optimiser Technology	11
Responsiveness	11
Mesh Expander Technology	12
Dual-channel Redundant Technology	12
Infrastructure Range	13
Optimised Power Management	13
TauREX Software	14
Axis EN Control Panels	15
Axis EN Wireless Devices	16
Axis EN Parts List	18



# Advanced – Made in the UK. Trusted around the world

At Advanced, we're committed to building a safer future. We create fire protection and life safety solutions that protect people and property in more than 80 countries across the globe.

Our products are shaped by decades of research and development expertise as well as ongoing investment in new technologies. This ensures they provide years of high performance and reliability – for ultimate peace of mind.

Everything we deliver is rigorously tested and approved to exacting quality standards – which is why Advanced products are trusted by customers the world over and synonymous with quality, performance and ease of use.



Advanced headquarters, Newcastle, UK



We understand that few fire protection challenges are the same, so as well as our mass-customised ranges, we also offer fully-customised solutions. This flexibility gives you complete control over the functions, format and finish of products to suit your site's unique specification.

We are dedicated to providing excellent service and have an international network of offices and agents to help you access sales support with ease – wherever you are in the world.

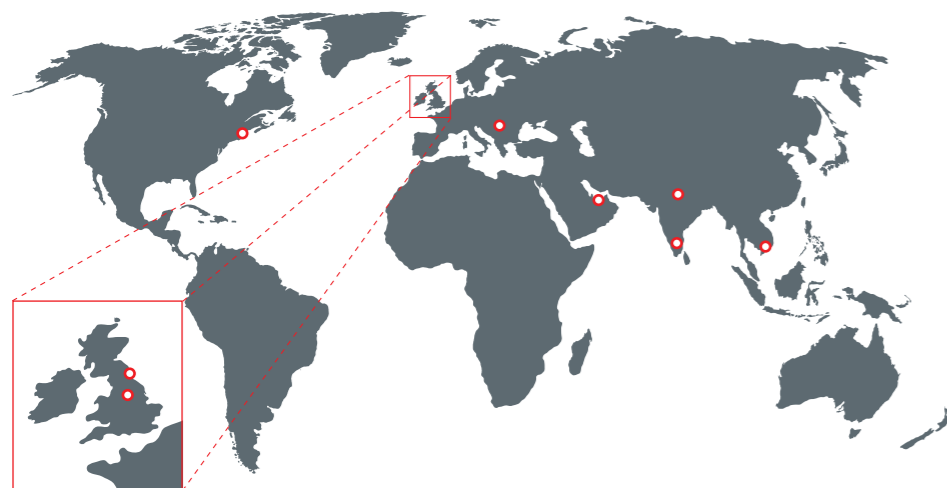


In addition, our training and technical services are free of charge to all our direct customers and consistently rated as excellent.

For added reassurance, Advanced is part of the safety sector of FTSE 100 company Halma plc. This global group of life-saving technology companies has a clear purpose to grow a safer, cleaner, healthier future for everyone, every day.



A Halma company



Landmark Tower, Dubai, UAE



Petronas Refinery, Kuala Lumpur, Malaysia

Axis<sup>EN</sup> protects...



The Harbourview, Hong Kong, China



The Robinson Club, Ierapetra, Crete



Dubai Hills Estate Business Park, Dubai, UAE



Communications Regulation Commission office, Sofia, Bulgaria

# High-Performance Fire Panels

## Axis<sup>EN</sup>

- is our complete solution for customers demanding a versatile, high-performing fire system that's fully approved to EN54 Parts 2 and 4
- combines addressable panels with a versatile and comprehensive range of wired and wireless devices to bring you performance, quality and ease of use
- includes intuitive programming, powerful networking, comprehensive cause and effect and unique diagnostic features that put you in complete control of your fire protection and provide that all-important peace of mind
- is designed to go anywhere you need high quality, reliable and easy-to-use fire detection and control, from mass transportation and industrial complexes to landmark developments, historic buildings and public services
- redefines what is possible with wireless technology today.



Axis EN fire panels have been certified by FM Approvals, enabling them to carry the FM APPROVED diamond, one of the most prestigious certification marks in the world.



### Easy to install and use

Axis EN is built on Advanced's outstanding pedigree of fire alarm and detection experience. Research and development involved installers, specifiers, consultants and end users across the world, to bring you a range of EN54-approved fire panels that are simple to install, configure and use.

- Easy-fix removable chassis and in-built software make Axis EN fire panels quick and easy to set up
- Powerful networking, extensive configuration options and comprehensive cause and effect put you in complete control
- Intuitive controls and menus, with simple click-and-select programming, for simple and easy commissioning
- The panels support intelligent remote terminals, IP Gateway, I/O drivers and BMS interface, for integration with building management systems
- Our highly rated technical support team can help with advice, tips and training. We also have an extensive collection of 'how to' videos on our YouTube channel.



### Scalable and flexible

We know that sites can expand, and fire protection requirements evolve over time. That's why we've designed Axis EN to be scalable and flexible, able to adapt as required with minimal fuss or disruption.

- Standalone one, two, four or eight loop formats so you can choose the panel size that meets your requirements and budget
- AxisGo and AxisGo+ single-loop panels offer up to 50 and 240 addresses respectively.
- Remote display terminals available including TouchControl – our 10"/25.4cm touchscreen with interactive maps and zone plans for use in public reception areas
- Up to 240 devices per loop and an overall capacity of 200,000 devices per network
- Every panel is networkable with up to 200 network nodes and 2,000 fire detection zones
- Versatile, thanks to a comprehensive wired and wireless detector range so you can build a system that meets your current and future needs.



# Axis<sup>EN</sup> Wireless Versatility



## Packed with premium features

Every Axis EN panel comes with a host of advanced features built in as standard, giving you peace of mind that you won't need to buy expensive add-ons in the future.

- Unique diagnostic features include 'scope on board' to provide readings on the panel from any loop, making it easy to identify and investigate any issues
- Network diagnostic tool prevents fires and faults from being transmitted across the network
- Built-in multimeter measures all voltages and currents across the system, so you can speed up the commissioning process by identifying voltage/current levels in real time
- Every panel includes AlarmCalm false alarm management software to help you minimise unwanted alarms, with 200 programmable false alarm management areas per panel
- You can monitor the circuit from any panel or remote terminal and see a complete device history on every panel
- Standard peripherals include direct USB and RS232 PC connections, and peripheral expansion is built in for added peace of mind
- Modular in construction, with mass customisation options including the ability to program your own company logo to appear on the fire panel screen
- 20 built-in, fully programmable LEDs as standard without the need to buy a separate LED zone card
- On-board or optional remote battery temperature sensor ensures optimum operational efficiency and life
- 4 programmable push buttons on the front of the panel for user customisation according to your fire system's needs
- 5,000 event and diagnostic, and 500 fire event log entries, for comprehensive tracking and auditing
- Timed enablement of isolated zones, input and output devices, to program and manage fire system response and reporting.



## Powerful, flexible service reporting

Every Axis EN panel includes an inbuilt, easy-to-use, windows-based service tool which saves you time and money by providing easy, instant access to historic and real-time device data, and shows proof of servicing at a glance.

- Demonstrate proof of servicing, download service reports, inspect the device history and keep track of service schedules
- Customisable data filters make it easy to focus on potential trouble spots and ensure they're checked and tested during servicing
- Predict which devices are becoming contaminated so you can clean/replace them before they cause a false alarm
- Customise reports to show the data you need and export it as PDF, Excel or HTML files makes it easy to prove compliance.



## Reliable, intelligent and unobtrusive

- ensures unprecedented fire detection, performance, scalability and reliability
- is a powerful and easy-to-configure wireless fire system that meets EN 54 Part 25
- is engineered to provide outstanding performance and efficiency in all types of installation, regardless of the age, usage or construction of the site
- meets the needs of both small to medium and larger sites, supporting up to 128 devices on a single translator
- uses intelligent signal processing across 66 communications channels coupled with mesh expander technology to ensure exceptional system reliability in every environment
- is energy efficient and environmentally friendly thanks to an innovative electrical design that ensures excellent battery management
- is flexible and unobtrusive, making it suitable for a wide range of applications
- is scalable and easy to expand from a single loop to multiple systems on the same site
- works across thick walls and multiple building levels without requiring complex cable networks – meaning that installation can be completed in hours rather than weeks
- combines high-performance fire panels and wireless devices with TauREX – a highly intuitive software that provides a simple and intuitive way to install, commission and maintain your Axis EN wireless fire system.



## Suitable for a wide range of sites including:

- Commercial properties
- Residential buildings
- Highrise buildings
- Healthcare and education
- Hospitality and catering facilities
- Public and government buildings
- Schools and universities
- Historic and landmark buildings
- Temporary event sites



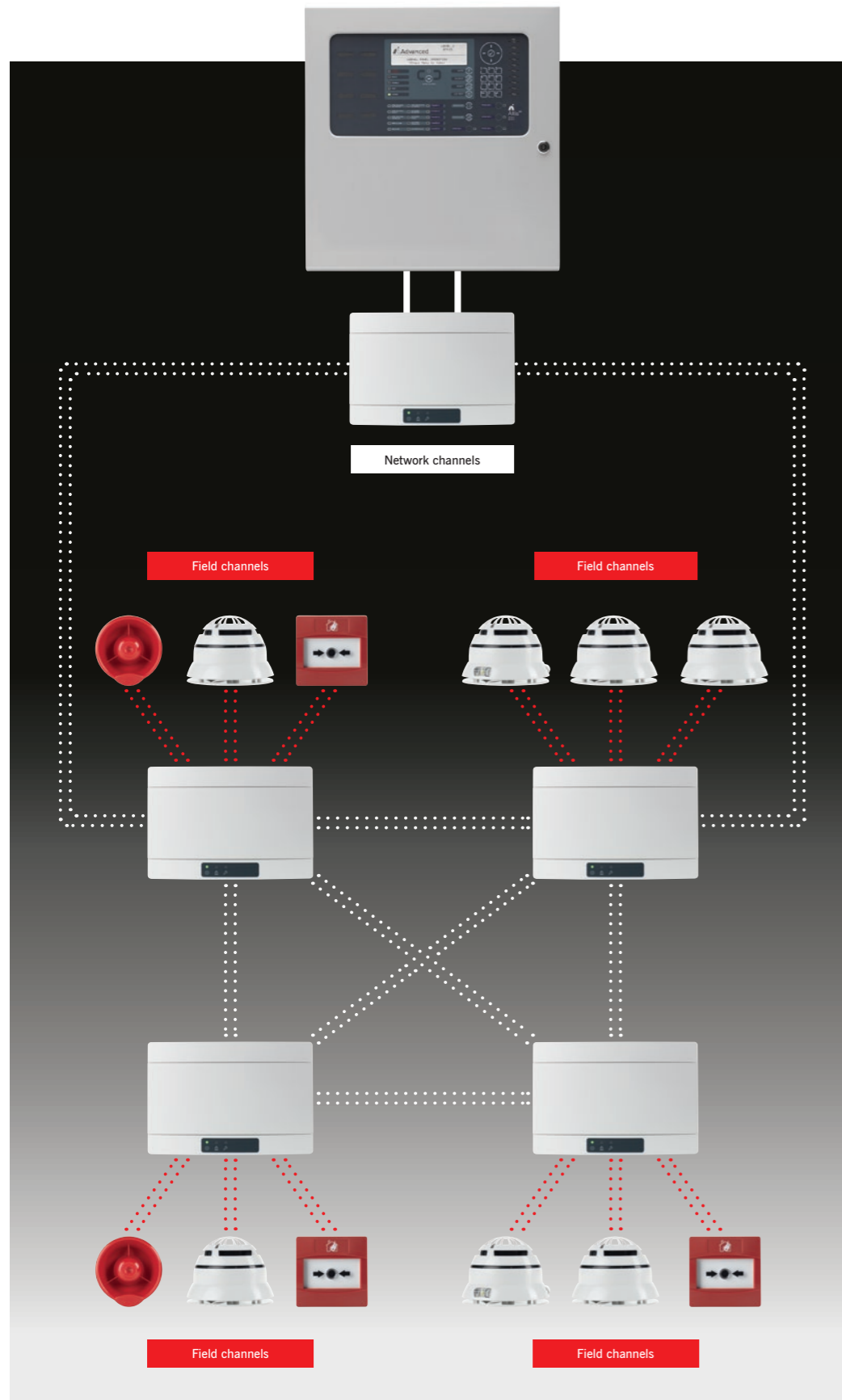
## The Key Advantages of Wireless Fire Systems

**The Axis EN Wireless technology is extremely easy to install and represents a cost-effective solution compared to traditional cabled systems.**

The Axis EN wireless devices eliminate the need for complex cable networks and all of the problems they can bring, allowing the installation to be completed in a very short time period – a few days and not weeks or months as for wired solutions. This limits the time and direct contact required on site, minimising the disturbance for tenants and disruption to site.

The system survey defines exactly what wireless infrastructure is required, so equipment costs are guaranteed and fixed. The devices can be pre-programmed quickly and easily off site contributing to increase the speed of installation and reducing the people required to install. Project costs are optimised and deadlines almost guaranteed.

Wireless fire systems require robust EN54-25 approved wireless infrastructure and fully EN54 approved sensing, control and alarm products. The Axis EN wireless product line, fully certified to the relevant EN54 standards, offers the highest performing range of fire sensing and notification technology available.



## Key features

- 66 communications channels (infrastructure and field devices)
- Scalable architecture, easy to expand from a single loop to multiple systems on the same site
- Up to 6 translators per loop
- Up to 128 devices per wireless translator
- Up to 240 devices per hybrid loop
- Mesh expander technology with up to 15 expanders per translator
- Up to 32 devices per expander
- 8 expansion hops delivering a range of over 8km from translator to final device
- Dual channel redundancy
- 10-year battery life on inputs. 5-year battery life on outputs (including weekly test)
- Fully synchronised outputs with rapid reaction time
- Superior energy management using standard CR123A lithium batteries across the range
- TauREX – new user-friendly survey, installation, commissioning and maintenance software
- Superior field device performance

# Wireless Network Optimiser Technology

## Super-scalable, ultra-reliable wireless

**Axis EN wireless leaps beyond the performance of existing wireless systems with its network optimiser communications technology.**

Intelligent, robust signal processing and 66 communications channels give you maximum confidence that whatever the size of the building, or the overlap of wireless infrastructure within it, you will not suffer any channel collision.

The 66 communications channels are effectively divided by infrastructure and field channels so you can easily expand the

system architecture from a single loop to multiple systems on the same site without any mutual influence.

As well as efficiently dividing channels, our network optimiser technology also checks and confirms that all data is sent and received as expected, ensuring absolute confidence in safety signalling.

This means that our Axis EN wireless fire systems can go further and use a wider range of devices than other wireless systems, and no site is too large or too challenging.

## Responsiveness

**Axis EN wireless delivers fast-response with all output devices harmonised at the same time for clear sound and concurrent activation of interface modules. This means that when you really need to notify or evacuate, Axis EN wireless will always perform.**

It also means that resets, delays and false alarm management hush buttons will work quickly and easily.

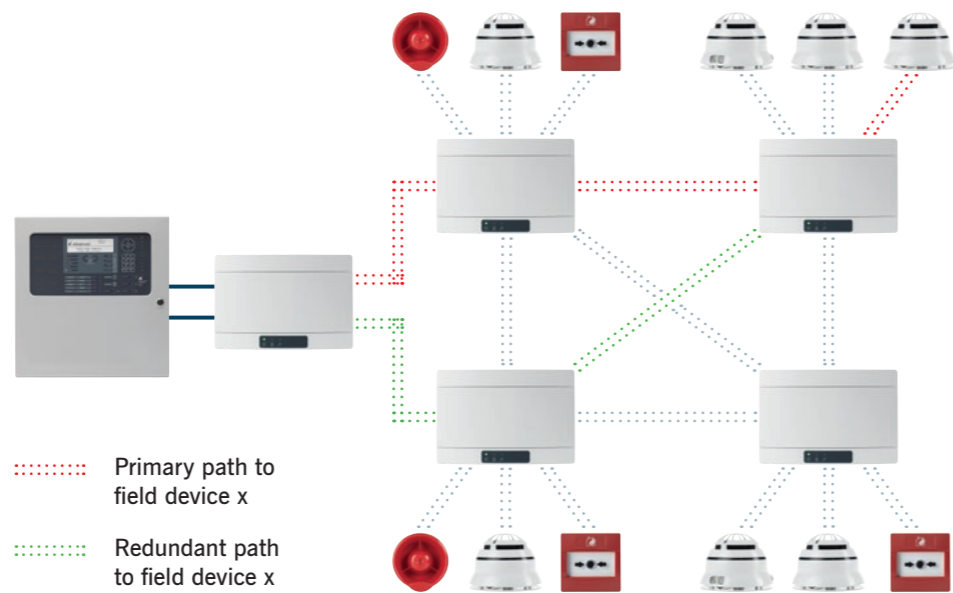


# Mesh Expander Technology

**Our mesh expander technology delivers unprecedented system reliability and performance.**

If any expander in the chain fails, the transmission path finds an alternative route, ensuring communication continuity, creating an ultra-resilient wireless infrastructure.

Every Axis EN wireless translator supports up to 15 network expander modules, and the best possible redundant communication paths are identified and tested from the beginning, during system commissioning. This provides the most reliable and robust communication pathway possible, making Axis EN wireless an ultra-resilient wireless infrastructure.



# Dual-channel Redundant Technology

**Our dual-channel redundant technology, applied to every Axis EN wireless device, translator and expander, ensures superior system reliability. If one channel is blocked, the other automatically takes over so that every message is correctly delivered when and where required.**

Our wireless translators and expanders are all backup powered, further enforcing our system's reliability.

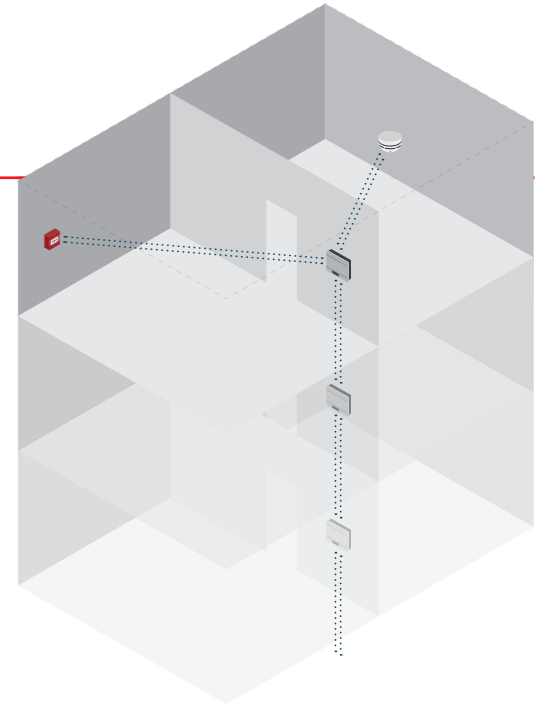


# Infrastructure Range

**Translators and expanders have been optimised to deliver the perfect balance of range and confidence.**

The point-to-point transmission range is over 1km in open air and our antenna technology is tuned for performance across frequencies and environments.

Each translator supports up to 15 expanders. And when combined with up to 8 expansion hops, an Axis EN wireless system can cover over 8km. Whereas other systems rely on a huge amount of infrastructure and power to maintain range and safety, Axis EN wireless uses less equipment and fewer batteries.



# Optimised Power Management

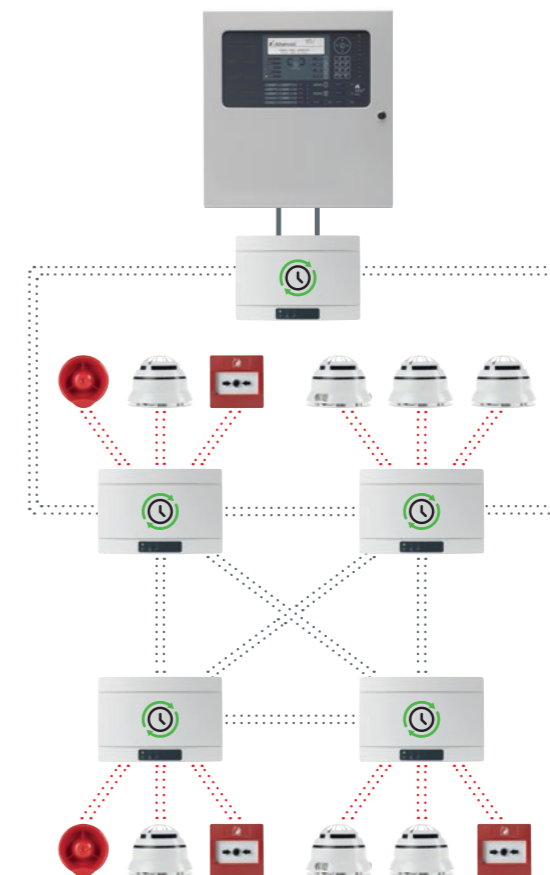
**Axis EN wireless achieves maximum signal reliability with minimum power consumption.**

**Our communications technology ensures all devices communicate every second, and we don't waste power listening or transmitting unnecessarily.**

This, alongside the robust electrical design, means our battery management is among the best available, with 10-year battery life for sensors, call points and inputs and up to 5 years for outputs, sounders and VADs (including weekly tests).

We use standard CR123A lithium batteries, available off the shelf worldwide and with ever-improving technology, and of course the best battery life means less batteries.

A 5-year warranty and proven reliability that last years, means that you're unlikely to need to change the devices. With wireless, you can also easily configure your system as your building or performance requirements change.



**Axis EN wireless uses a synchronous communication protocol:**

- Synchronised clock among the field and infrastructure devices
- Unique communication slot for each device to transmit and receive messages without conflicts with other equipment
- Flexible data exchange rate between infrastructure and field devices according to device status (normal/alarm/fault)
- Longer battery life

# TauREX Software



The easiest way to install, commission and maintain your Axis EN wireless fire system

**Axis EN wireless expanders use our mesh expander technology to deliver unprecedented system reliability and performance.**

If any expander in the chain fails, the transmission path finds an alternate route, ensuring communication continuity.

Every Axis EN translator supports up to 15 network expanders and the best possible redundant communication paths are identified and tested from the beginning, during system commissioning. This provides the most reliable and robust communication pathway possible, making Axis EN an ultra-resilient wireless infrastructure.

## EasyScan

All Axis EN wireless products are scanned (via a QR code on the box or product) into the configuration tool's Virtual Warehouse, allowing super quick and accurate setup with no manual entry and massive time savings.



## ConfigWizard

Once you've finished your design, use the Axis EN wireless configuration tool's wizard button to autolearn all your devices onto the system. The simplest and easiest large-scale wireless system programming available.

## Drag&Drop

Use real system drawings in our programming tool and drop devices from the Virtual Warehouse straight onto floorplans. Easy setup and linkage of the devices together with associated signal quality display ensure your designs are accurate and your system fully functional in real time.

## LiveDisplay

It provides access to a visual display of the system status, for easy control of all system devices in real time.

## One Point Programming

With Axis EN wireless, everything is done by connecting wirelessly to a translator. No matter how many devices or how large your site, there's no need for cables, ladders or walking across the site. Simply install the devices in discovery mode and you can confidently leave them until the next test.

## Easy fault finding

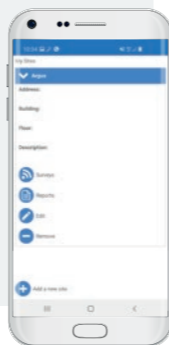
Axis EN wireless devices transmit a vast amount of data to the translator. When accessed live or via the logs, this gives rich diagnostic data for quick, simple resolution of any issues.

## TauREX Report

Effective reporting provides complete information about system status post commissioning, and compliance.

## Survey Tool

The new Axis EN wireless survey tool is driven by a free app that works on your android device, downloadable from the Google Play Store. It makes surveys simple and accurate and automatically delivers and saves detailed reports to help with compliance and design. The new app allows you to manage your whole portfolio of sites and surveys.



# Axis<sup>EN</sup> Control Panels

## Fire panels

### Axis EN: 1 Loop



- Single loop
- Small enclosure
- Maximum 7Ah internal batteries
- 20 programmable LEDs
- Optional programmable key switch
- Up to 8 programmable key switches or 4 plus printer
- Medium, large and deep enclosure options
- Product code: Axis-5101\*

### Axis EN: 1-2 Loop



- One or two loops
- Medium enclosure
- Maximum 12Ah internal batteries
- Up to 50 additional programmable LEDs
- Up to 8 programmable key switches or 4 plus printer
- Plexi-glass door option
- Large and deep enclosure options
- Product code: Axis-5201\*

### Axis EN: 1-4 Loop



- One to four loops
- Large enclosure
- Standard enclosure supports max 17Ah internal batteries. Deep enclosure option supports max 45Ah
- Up to 200 additional programmable LEDs
- Up to 8 programmable key switches or 4 plus printer
- Plexi-glass door option
- Deep and extended enclosure options
- Product code: Axis-5401\*

### Axis EN: 2-8 Loop



- Two to eight loops
- Extended enclosure
- Maximum 45Ah internal batteries
- Up to 200 additional programmable LEDs, 2 x switch cards or mimic
- Up to 8 programmable key switches or 4 plus printer
- Plexi-glass door and external battery box option
- Product code: Axis-5802\*

\* part code denotes loop quantity

### Axis EN: Integrated Peripheral Bus

- Integrated P-Bus as standard
- Up to 32 expansion cards can be added to an Axis EN panel
- Peripheral expansion option cards include
  - 4-way relay card
  - 4-way sounder card
  - 10-way monitored input card
  - 8-way relay card
  - ESPA card
  - Conventional zone card (8 class B or 4 class A zones + 3 programmable relays)
  - 16-way push button / 48 LED card
  - 16-way input / 48 output (direct drive LED outputs)
  - Fire and fault routing / protection card

### Axis EN: Rack Mount

- Rack-mountable control panels
- Additional 16U and 20U high IP55 enclosures
- Rack-mount peripheral chassis plate, LED and switch card module options
- Dedicated mimic door option
- Product code: add suffix 'R' to panel part code(s) eg Axis-5101R

### Axis EN: Remote Terminals

- Four types available including;
  - TouchControl touchscreen with active maps
  - Remote display terminal
  - Remote control terminal with additional mute, silence, reset and resound keys
  - Remote control terminal with additional LED status indication, four programmable push buttons, mute, silence, reset, resound, lamp test and evacuate keys
- Optional level 2 access-enable key switch. (Not TouchControl)
- Integrated standard or fault-tolerant network interface with screen termination point
- Programmable display for up to 2,000 zones along with sector-based controls
- Product codes: MX-5010, MX-5020, MX-5030, MX-5010/FT, MX-5020/FT, MX-5030/FT, TOUCH-10, TOUCH-10/FT



L to R = MX-5030, MX-5020, TOUCH-10



# The New Single-Loop Fire Panel

## AxisGo

- is the new-generation, single-loop fire panel from Advanced.
- brings you easy, cost-effective access to popular premium features from our Axis EN range in a simpler, non-networkable format.
- is the ideal solution for all your small to medium-sized sites where networking's not needed, but quality, performance and ease of use are.



**Standalone fire protection for complete peace of mind**

**Please note:** AxisGo is currently available in a selection of countries where EN54 Standards apply. For full details, please speak to your sales representative.



**Easy to install and use**

Time is money, so we've built in a host of features that make AxisGo a breeze to install, configure and use.

- An easy-fit chassis and unique door design ensure installation is fast and fuss free
- Familiar controls and menus mean there's no lengthy learning curve
- A new, intuitive ConfigTool makes setup quicker and easier than ever
- A powerful design checker allows you to prove your system will work without visiting site
- If you do need support, our highly rated technical services team's got your back with advice, tips and training.



**Fast and efficient**

AxisGo is designed with speed and efficiency in mind.

- Built-in peripherals including USB and ethernet ports
- Latest microcontroller technology ensures high-speed operation.



**Feature-rich and flexible**

We understand that small sites aren't always simple, so we've packed AxisGo with flexibility to give you the best of all worlds.

- A wide range of cause-and-effect programming to suit your site
- Comprehensive false alarm management and reduction options to minimise unwanted alarms
- Enhanced diagnostics for fewer faults, faster fixes and better performance
- Optional expansion module for fire and fault routing equipment
- 15 zonal LEDs as standard without the need to buy a separate LED zone card
- Our range of versatile Axis EN devices gives you complete freedom to quickly and easily design the perfect wired and wireless solutions for your site
- A choice of two panel address sizes so you only buy the capacity you need.



**Ready for you now... and for the future**

We understand that fire protection solutions need longevity.

- AxisGo's state-of-the-art technology ensures high performance today – and for years to come.

## AxisGo parts list and order codes

AxisGo		
AxisGo1	AxisGo1 - 1-Loop Fire Alarm Panel – Grey	50 addresses
AxisGo+		
AxisGo1+	AxisGo1+ - 1-Loop Fire Alarm Panel – Grey	240 addresses
Options		
GOP-001	AxisGo PBUS Adaptor Card	
GOP-002	AxisGo Access Enable Key-Switch	
MXP-532	AxisGo Routing/Protection Interface	
MXP-506	AxisGo Routing Termination Card	

# Axis<sup>EN</sup> Wireless Devices

## Industry-Leading Wireless Detection

Advanced's EN54-approved wireless range is easy to install and provides a reliable wireless fire protection solution.

- Operates on 868-870 MHz frequency range
- Fully monitored for faults and system failures
- Internal antenna design protects from environmental conditions, vandalism, accidental damage or misuse
- Intelligent signal processing across 60 communication channels
- Mesh expander technology programmable for redundant path to the translator
- Signal strength increases automatically if there is any interference
- Full analogue data availability, e.g. detector values, wireless link quality, battery level, chamber drift compensation status
- Coverage extends up to 150 metres from translator to detector and 250 metres from translator to expander
- Survey required to establish signal strength
- Dual batteries ensure continued operation should a single battery cell fail
- Can be combined as a hybrid system with wired devices and works with the wired AlarmCalm button

## Detectors

- All Axis EN wireless devices are fully intelligent and compatible with all Axis wireless translator and expander modules
- Unique dual-angle optical chamber design
- Internal algorithm processing optimises performance
- Provides enhanced rejection of alarms from steam, aerosols and dust
- Bi-directional communication protocol between all wireless devices
- Unique inverted cone chamber minimises any dust settlement
- Hexagonal honeycomb mesh design reduces insect ingress and maintains optimum sensitivity to real fires
- Device identification tab
- Dual-angle scattering analysis
- Fast test feature for engineer testing



### Optical Detector

- Dual photo receivers discriminate between real and unwanted alarms
- Approved to EN54-7 and EN54-25
- Product code: Axis-TOP



### Heat Detector

- Twin alarm LEDs for 360° visibility
- Multiple sensitivity settings
- Approved to EN54-5 and EN54-25
- Product code: Axis-THT



### Multicriteria Detector

- Twin alarm LEDs for 360° visibility
- Multiple smoke and heat sensitivity settings
- Approved to EN54-7, EN54-5 and EN54-25
- Product code: Axis-TOH

## Sounders and Sounder Beacons



### Sounder Base

- Wireless communication between the control panel and the sounder base via the wire to wireless translator interface module using Axis EN protocol
- Communication meets EN 54-25
- Communication range up to 200m in open space
- Bi-colour LED provides visual indication for device status
- 32 selectable tones
- 3 volume levels
- Product code: Axis-TSMB



### Sounder Beacon Base

- Wireless communication between the control panel and the sounder base via the wire to wireless translator interface module using Axis EN protocol
- The sounder has a supplementary visual indicator that reinforces the audible warning
- Communication meets EN 54-25
- Communication range up to 200m in open space
- Bi-colour LED provides visual indication for device status
- 32 selectable tones
- 3 volume levels
- Product codes: Axis-TSVMB (white flash) Axis-TSVMBRF (red flash)

## Call Points



### Manual Call Point

- Bi-directional communication protocol between all wireless devices
- Glass appearance maintains operator deterrence
- Visible warning flag confirms activation
- Simple key to reset operating element - no broken glass
- Complete functional test with every activation
- Product code: Axis-TCP

## Modules



### Wireless Output Module

- Bi-directional wireless comms
- Fully supervised for fault conditions (with EOL resistors)
- Changeover relay and 12/24V output
- On site programmable
- 22 pairs of field channels
- Uses dual low-cost lithium battery
- Easy scan and link programming option
- Product code: Axis-TMO (battery powered)



### Wireless Wall Sounder Module

- Flexible modular design
- Bi-directional wireless communication
- Fits Axis conventional wall sounders and sounder beacons
- Self-optimising wireless communication
- Product code: Axis-TWSM



### Wireless Input Module

- Bi-directional wireless comms
- Fully supervised for alarm and fault conditions (with EOL resistors)
- 22 pairs of field channels
- Uses dual low-cost lithium battery
- Easy scan and link programming option
- Product code: Axis-TMI

## Translators and Expanders



### Wireless Translator

- Bi-directional wireless comms
- Long communication range (~1km in open air)
- Compatible with up to 15 expanders
- Loop-powered or external power supply
- Low current consumption
- On-site programming via internal keypad, or wireless/wired PC connection
- Easy scan and link programming option
- Product code: Axis-TMT



### Wireless Expander

- Bi-directional wireless comms
- Long communication range (up to 1km in open air)
- Connects up to 32 wireless devices per expander
- Compatible with all intelligent and conventional translators
- Requires external power supply
- Low current consumption
- External PSU status supervision
- Easy scan and link programming option
- Product code: Axis-TME

## Accessories



### Sounder Base Covers

- Product codes: Axis-LID200/R (red) Axis-LID200/W (white)

## Survey Kit



### Wireless Survey Kit

- Used to test the reliability of the wireless channels or frequency bands used by Axis EN
- Selects those that are less congested for building up the Axis EN wireless system
- Product code: AXIS-TSK

# Axis<sup>EN</sup> Parts List

Product Code	Description
<b>1-Loop Panels</b>	
Axis-5101	1-Loop Fire Panel (Small Enclosure)
Axis-5101M	1-Loop Fire Panel (Medium Enclosure)
Axis-5101L	1-Loop Fire Panel (Large Enclosure)
Axis-5101D	1-Loop Fire Panel (Deep Enclosure)
Axis-5101R	1-Loop 19" Rack Mount FACP

<b>2-Loop Panels</b>	
Axis-5201	1-2 Loop Fire Panel c/w 1 Loop Card (Medium Enclosure)
Axis-5201L	1-2 Loop Fire Panel c/w 1 Loop Card (Large Enclosure)
Axis-5201D	1-2 Loop Fire Panel c/w 1 Loop Card (Deep Enclosure)
Axis-5201R	1-2 Loop 19" Rack Mount FACP c/w 1 Loop Card
Axis-5202	1-2 Loop Fire Panel c/w 2 Loop Cards (Medium Enclosure)
Axis-5202L	1-2 Loop Fire Panel c/w 2 Loop Cards (Large Enclosure)
Axis-5202D	1-2 Loop Fire Panel c/w 2 Loop Cards (Deep Enclosure)
Axis-5202R	1-2 Loop 19" Rack Mount FACP c/w 2 Loop Cards

<b>4-Loop Panels</b>	
Axis-5401	1-4 Loop Fire Panel c/w 1 Loop Card (Large Enclosure)
Axis-5401D	1-4 Loop Fire Panel c/w 1 Loop Card (Deep Enclosure)
Axis-5401E	1-4 Loop Fire Panel c/w 1 Loop Card (ext. Enclosure)
Axis-5401R	1-4 Loop 19" Rack Mount FACP c/w 1 Loop card
Axis-5402	1-4 Loop Fire Panel c/w 2 Loop Cards (Large Enclosure)
Axis-5402D	1-4 Loop Fire Panel c/w 2 Loop Cards (Deep Enclosure)
Axis-5402E	1-4 Loop Fire Panel c/w 2 Loop Cards (ext. Enclosure)
Axis-5402R	1-4 Loop 19" Rack Mount FACP c/w 2 Loop Cards
Axis-5403	1-4 Loop Fire Panel c/w 3 Loop Cards (Large Enclosure)
Axis-5403D	1-4 Loop Fire Panel c/w 3 Loop Cards (Deep Enclosure)
Axis-5403E	1-4 Loop Fire Panel c/w 3 Loop Cards (ext. Enclosure)
Axis-5403R	1-4 Loop 19" Rack Mount FACP c/w 3 Loop Cards
Axis-5404	1-4 Loop Fire Panel c/w 4 Loop Cards (Large Enclosure)
Axis-5404D	1-4 Loop Fire Panel c/w 4 Loop Cards (Deep Enclosure)
Axis-5404E	1-4 Loop Fire Panel c/w 4 Loop Cards (ext. Enclosure)
Axis-5404R	1-4 Loop 19" Rack Mount FACP c/w 4 Loop Cards

<b>8-Loop Panels</b>	
Axis-5802	2-8 Loop Fire Panel c/w 2 Loop Cards. Standard Network
Axis-5803	2-8 Loop Fire Panel c/w 3 Loop Cards. Standard Network
Axis-5804	2-8 Loop Fire Panel c/w 4 Loop Cards. Standard Network
Axis-5805	2-8 Loop Fire Panel c/w 5 Loop Cards. Standard Network
Axis-5806	2-8 Loop Fire Panel c/w 6 Loop Cards. Standard Network
Axis-5807	2-8 Loop Fire Panel c/w 7 Loop Cards. Standard Network
Axis-5808	2-8 Loop Fire Panel c/w 8 Loop Cards. Standard Network
Axis-5802/FT	2-8 Loop Fire Panel c/w 2 Loop Cards. Fault-Tolerant Network
Axis-5803/FT	2-8 Loop Fire Panel c/w 3 Loop Cards. Fault-Tolerant Network
Axis-5804/FT	2-8 Loop Fire Panel c/w 4 Loop Cards. Fault-Tolerant Network
Axis-5805/FT	2-8 Loop Fire Panel c/w 5 Loop Cards. Fault-Tolerant Network
Axis-5806/FT	2-8 Loop Fire Panel c/w 6 Loop Cards. Fault-Tolerant Network
Axis-5807/FT	2-8 Loop Fire Panel c/w 7 Loop Cards. Fault-Tolerant Network
Axis-5808/FT	2-8 Loop Fire Panel c/w 8 Loop Cards. Fault-Tolerant Network

<b>Remote Terminals</b>	
MX-5010	Remote Display Terminal (RDT)
MX-5010/FT	Remote Display Terminal (RDT) Fault-Tolerant
MX-5020	Remote Control Terminal (RCT) – Small
MX-5020/FT	Remote Control Terminal (RCT) Fault-Tolerant – Small
MX-5030	Remote Control Terminal (RCT) – Large
MX-5030/FT	Remote Control Terminal (RCT) Fault-Tolerant – Large

<b>AxisGo</b>	
AxisGo1	AxisGo1 – 1-Loop Fire Alarm Panel – Grey. 50 addresses

<b>AxisGo+</b>	
AxisGo1+	AxisGo1+ – 1-Loop Fire Alarm Panel – Grey 240 addresses

<b>AxisGo Options</b>	
GOP-001	AxisGo PBUS Adaptor Card
MXP-532	AxisGo Routing/Protection Interface
MXP-506	AxisGo Routing Termination Card

Product Code	Description
<b>TouchControl</b>	
TOUCH-10	Touchscreen Terminal (Standard Network)
TOUCH-10/FT	Touchscreen Terminal (Fault-Tolerant Network)
TOUCH-10-SBB	Touchscreen Terminal – Surface Back Box

<b>Key Switches</b>	
MXP-511 *	Access Enable Key Switch
MXP-516 *	2-Position Key Switch (Trapped)
MXP-517 *	2-Position Key Switch (Untrapped)
MXP-515 *	3-Position Key Switch (Untrapped All Positions)
MXP-515T *	3-Position Key Switch (Key-Free in Centre Position Only)
MXP-519 *	2-Position Key Switch (Mom – Trapped)

<b>Printers</b>	
MXP-512 *	Printer Assembly
MXS-509	Spare Paper Roll for Mxp-512 Printer

<b>AlarmCalm</b>	
MXP-541V-002	AlarmCalm Button with Buzzer

<b>Interfaces</b>	
MXP-510-BX	BMS / Graphics I/F (Boxed)
MXP-510-BX/FT	BMS / Graphics I/F (Boxed) Fault-Tolerant
MXP-510	BMS / Graphics I/F (Card Only)
MXP-510/FT	BMS / Graphics I/F (Card Only) Fault-Tolerant
MXP-554-BX	IP Gateway (Boxed)
MXP-554-BX/FT	IP Gateway (Boxed) Fault-Tolerant
MXP-554	IP Gateway (Card Only)
MXP-554/FT	IP Gateway (Card Only) Fault-Tolerant
MXP-547 *	ESPA Pager Interface
MXP-547-BX	ESPA Pager Interface (Boxed)
MXP-642	Commander- BACnet / Modbus (IP) Interface (Standard/Basic) **
MXP-642C	Commander- BACnet / Modbus (IP) Interface (Configured) **
23-PSU/250	Power Supply for Commander 12VDC 2.5A

<b>Modem Cards</b>	
MXP-528 *	Modem Card (24V)
MXP-028-BX	ModemCard (24V) Boxed

<b>PENN</b>	
MXP-545	PENN (Standard Network)
MXP-545/FT	PENN (Fault-Tolerant Network)

<b>Peripherals</b>	
MXP-502	Loop Driver Card
MXP-503 *	Network Card – Standard
MXP-509 *	Network Card – Fault Tolerant
MXP-501	Remote Battery Temperature Sensor
MXP-505	Sounder Active EOL (Part 13)
MXP-506	Routing Termination Card
MXP-507 *	2-way Relay Card
MXP-532 *	Routing/Protection Interface
MXP-536 *	P-BUS 8-way Conventional Zone Card
MXP-537 *	P-BUS 10-way Switch Input Card
MXP-544 *	P-BUS 8-way Relay Card
MXP-538	P-BUS 16-Way Switch (Form Factor) Module 16 Switches, 3 Integrated, Programmable LEDs per Switch (red, yellow, green)
MXP-539	P-BUS Mimic Driver Card (16 input + 48 output) 16 Switch Inputs & 48 LED Driver Outputs. Supports up to 5 Mxp-052 10 Relay Output Modules
MXP-034 *	Peripheral Bus – 4-way Sounder Cards
MXP-034-BXP	Peripheral Bus – 4-way Sounder Card with 4A PSU (boxed)
MXP-035 *	Peripheral Bus – 4-way Relay Card
MXP-035-BXP	Peripheral Bus – 4-way Relay Card with 1.5A PSU (boxed)
MXP-053	2-way Input Stretch / Latch Module

\* Add F for Fitted

Product Code	Description
<b>Network Boosters and Converters</b>	
MXP-542	24VDC – 24VDC Converter / Isolator (for use with MXP-631 AdNet / Fibre Optic Convertors)
MXP-030	Standard Network Booster/Isolator (DIN-Rail Module)
MXP-631-MM	Ad-Net / Fibre Optic Converter Multi-Mode
MXP-631-SM	Ad-Net / Fibre Optic Converter Single-Mode

<b>Mimic Driver Cards, Indicators and Network I/O Controllers</b>	
MXP-020-100	100 way Remote LED Mimic Driver (Unboxed)
MXP-020-100/FT	Fault Tolerant 100-way Remote LED Mimic Driver (Unboxed)
MXP-045	50-way Network I/O Controller (Unboxed)
MXP-045/FT	50-way Fault-Tolerant Network I/O Controller (Unboxed)
MXS-026	High Intensity Red LED & 600mm Lead for Mxp-020 / 027 & 045
MXS-026-YEL	High Intensity Yellow LED & 600mm Lead for Mxp-020 / 027 & 045
MXS-026-GRN	High Intensity Green LED & 600mm Lead for Mxp-020 / 027 & 045
MXP-052	Mimic-Driven 10-way Relay Output Card
MXP-052-DIN	Mimic-Driven 10-way Relay Output Card in Din-Rail Carrier
MXS-031-2T	2-Position Key Switch Trapped for Mxp-045
MXS-031-2U	2-Position Key Switch Untrapped for Mxp-045
MXS-031-3U	3-Position Key Switch Untrapped for Mxp-045

<b>LED Indication</b>	
MXP-513M-050RD *	50 Zone FIRE (red)
MXP-513M-050RY *	25+25 Zone FIRE (Red) + FAULT (yellow)
MXP-513M-050YL *	50 Zone FAULT (yellow)
MXP-513L-050RD *	50 Zone FIRE (red)
MXP-513L-050RY *	25+25 Zone FIRE (red) + FAULT (yellow)
MXP-513L-050YL *	50 Zone FAULT (yellow)
MXP-513L-100RD *	100 Zone FIRE (red)
MXP-513L-100RY *	50+50 Zone FIRE (red) + FAULT (yellow)
MXP-513L-100YL *	100 Zone FAULT (yellow)
MXP-513L-200RY *	200 Zone (red/yellow)
MXP-513L-050CRG *	50 Zone Column Format (red/yellow)
MXP-513L-50CRYG *	50 Zone Column Format (30 x red/yellow – 20 x green/yellow)
MXP-513-050RD *	50 Zone FIRE (red)
MXP-513-050RY *	25+25 Zone FIRE (red) + FAULT (yellow)
MXP-513-050YL *	50 Zone FAULT (yellow)
MXP-513-100RD *	100 Zone FIRE (red)
MXP-513-100RY *	50+50 Zone FIRE (red) + FAULT (yellow)
MXP-513-100YL *	100 Zone FAULT (yellow)
MXP-513-200RY *	200 Zone (red/yellow)
MXP-513-050CRG *	50 Zone Column Format (red/yellow)
MXP-513-050CRYG *	50 Zone Column Format (30 x red/yellow – 20 green/yellow)

\* Add F for Fitted

<b>Software</b>	
PC-NET-005-L1	Graphical Control Software* Standard Version up to 3 Panels
PC-NET-005-L2	Graphical Control Software* Standard Version up to 15 Panels
PC-NET-005-L2P	Graphical Control Software* Premium Version up to 15 Panels
PC-NET-005-L3	Graphical Control Software* Standard Version up to 200 Panels
PC-NET-005-L3P	Graphical Control Software* Premium Version up to 200 Panels
PC-NET-005-SWM	Smart Watch Module
PC-NET-005-SWM6	Smart Watch Module (4-6 Panel)
PC-NET-005-SWM15	Smart Watch Module (7-15 Panel)
PC-NET-005-SWM4R	Smart Watch Module – 4 Inputs
PC-NET-005-SCU	Smart Cube Unit
PC-NET-05-L1R-L2R	Dongle Upgrade L1R – L2R
PC-NET-05-L2R-L3R	Dongle Upgrade L2R to L3R
PC-NET-05-L2R-L2P	Dongle Upgrade L2R to L2P
PC-NET-05-L2P-L3P	Dongle Upgrade L2P to L3P
PC-NET-05-L3R-L3P	Dongle Upgrade L3R to L3P

Product Code	Description
<b>Cables</b>	
UP-001	RS232 9-way to 3-way Plug In Connector (Upload/Download Lead)
UP-006	USB Upload/Download Lead for Config Software

<b>Flushing Bezels</b>	
MXM-501	Semi-Flushing Bezel (Small Enclosure)
MXM-502	Semi-Flushing Bezel (Medium Enclosure)
MXM-503	Semi-Flushing Bezel (Large/Deep Enclosure)
MXM-536	Semi-Flushing Bezel (ext. Enclosure)
MXM-509	Semi-Flushing Bezel – MX-5030 RCT – Large
MXM-521	Semi-Flushing Bezel – MX-5010 / 5020

<b>Plexi-Glass Steel (Lexan) Door – Retrofit</b>	
MXM-508	Glazed Door Kit (Medium encl)
MXM-508Z	Glazed Door Kit (Double Aperture) (Medium Enclosure)
MXM-507	Glazed Door Kit (Large Enclosure)
MXM-507Z	Glazed Door Kit with Double Aperture (Large Enclosure)
MXM-538-D1	Glazed Door Kit with Zone Aperture (ext. Enclosure)
MXM-538-D2	Glazed Door Kit with 2 x Glazed Apertures (ext. Enclosure)
MXM-538-D3	Glazed Door Kit with Mimic Aperture (ext. Enclosure)
MXS-505	Spare Key – Glazed Door

<b>Spares</b>	
MXS-501V	Spare Single Loop Base Card c/w PSU (No Loop Cards)
MXS-502V	Spare Two Loop Base Card c/w PSU (No Loop Cards)
MXS-503V	Spare Four Loop Base Card c/w PSU (No Loop Cards)
MXS-504	Spare Display Card
MXS-511	Spare Access Enable Key Switch (Lorlin style)
MXS-516	Spare 2-Position Key Switch – Trapped (Lorlin style)
MXS-517	Spare 2-Position Key Switch – Un-trapped (Lorlin style)
MXS-511-KEY	Spare MXP-511 Access Enable Key
MXS-011	Spare Panel Door Key
MXS-013	Spare Panel Lock and Key
MXS-518	MX5000 Panel Spares Kit & Battery Leads
MXS-519	MX5000 Rack-Mount Spares Kit & Battery Leads
MXS-520	MX5000 Remote Terminal Spares Kit
MXS-521	MX5000 Spare Battery Leads
MXS-522	MX5000 Rack-Mount Battery Leads
MXS-5-FP-S	Spare Fascia Plate and Membrane
MXS-5-FP-ML	Spare Fascia Plate and Membrane

# Axis<sup>EN</sup> Parts List

Product Code	Description
<b>Enclosures</b>	
MXM-504	Termination Enclosure (Medium Enclosure)
MXM-505	Termination Enclosure (Large Enclosure)
MXM-506	Termination Enclosure (Deep Enclosure)
MXM-516	18Ah Battery / Utility Enclosure (Medium Enclosure)
MXM-517	18Ah Battery / Utility Enclosure (Large Enclosure)
MXM-518	Utility Enclosure (Deep Enclosure)
MXM-519	Chassis Mounting Plate for Utility Enclosure (3 cards)
MXM-546	Battery (45Ah) Enclosure (Deep Enclosure)
MXM-530	Cable Clamp
MXM-531	Document Enclosure (Medium Enclosure)
MXM-532	Document Enclosure (Large Enclosure)
MXM-533	Modem/ESPA/BMS Interface Enclosure
MXM-522-BB	Spare Back Box (Small Enclosure)
MXM-522-D1	Spare Door (Small Enclosure)
MXM-522-CP	Spare Chassis Mtg Plate (Small Enclosure)
MXM-523-BB	Spare Back Box (Medium Enclosure)
MXM-523-D1	Spare Door (Medium Enclosure)
MXM-523-D2	Spare Door c/w Zone Aperture (Medium Enclosure)
MXM-523-CP	Spare Chassis Mtg Plate (Medium Enclosure)
MXM-524-BB	Spare Back Box (Large Enclosure)
MXM-524-D1	Spare Door (Large/Deep Enclosure)
MXM-524-D2	Spare Door (c/w Zone Aperture) (Large/Deep Enclosure)
MXM-524-D3	Spare Door (c/w 2 x Switch Apertures) (Large/Deep Enclosure)
MXM-524-D4	Mimic Door with Single Aperture (Large/Deep Enclosure)
MXM-524-D5	Blank Door (Large/Deep Enclosure)
MXM-524-CP	Spare Chassis Mtg Plate (Large/Deep Enclosure)
MXM-525-BB	Spare Back Box (Deep Enclosure)
MXM-537-BB	Spare Back Box (ext. Enclosure)
MXM-537-D1	Spare Door (ext. Enclosure)
MXM-537-D2	Spare Door with Mimic Aperture (ext. Enclosure)
MXM-537-BP	Blank Plate for Zone LED Aperture (ext. Enclosure)
MXM-543-BB	Spare Back Box (MX-5010/5020)
MXM-543-D1	Spare Panel Cover (MX-5010/5020)
MXM-543-D2	Spare Panel Cover + KS Aperture (MX-5010/5020)
MXM-544-BB	Spare Back Box (MX-5030)
MXM-544-D1	Spare Panel Cover (MX-5030)
MXM-544-D2	Spare Panel Cover + KS Aperture (MX-5030)

Product Code	Description
<b>Special Finishes</b>	
MXM-501-SSB	Semi-Flushing Bezel (Small Enclosure) – Stainless Steel Brushed
MXM-501-SSM	Semi-Flushing Bezel (Small Enclosure) – Stainless Steel Mirrored
MXM-502-SSB	Semi-Flushing Bezel (Medium Enclosure) – Stainless Steel Brushed
MXM-502-SSM	Semi-Flushing Bezel (Medium Enclosure) – Stainless Steel Mirrored
MXM-503-SSB	Semi-Flushing Bezel (Large/Deep Enclosure) – Stainless Steel Brushed
MXM-503-SSM	Semi-Flushing Bezel (Large/Deep Enclosure) – Stainless Steel Mirrored
MXM-521-SSB	Semi-Flushing Bezel (MX-5010/5020) – Stainless Steel Brushed
MXM-521-SSM	Semi-Flushing Bezel (MX-5010/5020) – Stainless Steel Mirrored
MXM-509-SSB	Semi-Flushing Bezel (MX-5030) – Stainless Steel Brushed
MXM-509-SSM	Semi-Flushing Bezel (MX-5030) – Stainless Steel Mirrored
MXM-543-D1-SSB	Panel Cover (MX-5010/5020) – Stainless Steel Brushed
MXM-543-D1-SSM	Panel Cover (MX-5010/5020) – Stainless Steel Mirrored
MXM-543-D2-SSB	Panel Cover + KS Aperture (MX-5010/5020) – Stainless Steel Brushed
MXM-543-D2-SSM	Panel Cover + KS Aperture (MX-5010/5020) – Stainless Steel Mirrored
MXM-544-D1-SSB	Panel Cover (MX-5030) – Stainless Steel Brushed
MXM-544-D1-SSM	Panel Cover (MX-5030) – Mirror Polished
MXM-544-D2-SSB	Panel Cover + KS Aperture (MX-5030 RCT) – Stainless Steel Brushed
MXM-544-D2-SSM	Panel Cover + KS Aperture (MX-5030 RCT) – Stainless Steel Mirrored
MXM-522-BB-SSB	Spare Back Box (Small Enclosure) for use w SS Door (MW334E)
MXM-522-D1-SSB *	Spare Door (Small Enclosure) – Stainless Steel Brushed
MXM-522-D1-SSM	Spare Door (Small Enclosure) – stainless steel mirrored
MXM-523-BB-SSB	Spare Back Box (Medium Enclosure) for use w SS Door (MW334E)
MXM-523-D1-SSB *	Spare Door (Medium Enclosure) – Stainless Steel Brushed
MXM-523-D1-SSM	Spare Door (Medium Enclosure) – Stainless Steel Mirrored
MXM-523-D2-SSB *	Spare Door c/w Zone Aperture (Medium Enclosure) – Stainless Steel Brushed
MXM-523-D2-SSM	Spare Door c/w Zone Aperture (Medium Enclosure) – Stainless Steel Mirrored
MXM-524-BB-SSB	Spare Back Box (Large Enclosure) for use w SS Door (MW334E)
MXM-525-BB-SSB	Spare Back Box (Deep Enclosure) for use w SS Door (MW334E)
MXM-524-D1-SSB *	Spare Door (Large/Deep Enclosure) – Stainless Steel Brushed
MXM-524-D1-SSM	Spare Door (Large/Deep Enclosure) – Stainless Steel Mirrored
MXM-524-D2-SSB *	Spare Door c/w Zone Aperture (Large/Deep Enclosure) – Stainless Steel Brushed
MXM-524-D2-SSM	Spare Door c/w Zone Aperture (Large/Deep Enclosure) – Stainless Steel Mirrored

\* Add F for Fitted (includes silver back box and hinge strip)

<b>EN54-4 Power Supplies</b>	
MXP-549	1.5A 24V PSE & Charger (Boxed – 7Ah Battery Capacity)
MXP-549-12V	1.5A 12V PSE & Charger (Boxed – 7Ah Battery Capacity)
MXP-550	3A 24V PSE & Charger (Boxed – 17Ah Battery Capacity)
MXP-550/D	3A 24V PSE & Charger (Boxed – 38Ah Battery Capacity)
MXP-551	5A 24V PSE & Charger (Boxed – 17Ah Battery Capacity)
MXP-551/D	5A 24V PSE & Charger (Boxed – 38Ah Battery Capacity)
MXP-049	1.5A 24V PSU & Charger (Utility Enc. – 7Ah Battery Capacity)
MXP-050-001	3A 24V PSU & Charger (Utility Enc. – 7Ah Battery Capacity)
MXP-050-002	3A 24V PSU & Charger (Utility Enc. – 17Ah Battery Capacity)
MXP-051	5A 24V PSU & Charger (Utility Enc. – 17Ah Battery Capacity)
MXP-051/D	5A 24V PSU & Charger (Utility Enc. – 38Ah Battery Capacity)

Product Code	Description
<b>Rack Mount LED Indication</b>	
MXP-513R-050RD	4U LED Card – 50 Zone FIRE (Red)
MXP-513R-050RY	4U LED Card – 50 Zone FIRE/FAULT (Red/Yellow)
MXP-513R-050YL	4U LED Card – 50 Zone FAULT (Yellow)
MXP-513R-100RD	4U LED Card – 100 Zone FIRE (Red)
MXP-513R-100RY	4U LED Card – 100 Zone FIRE/FAULT (Red/Yellow)
MXP-513R-100YL	4U LED Card – 100 Zone FAULT (yellow)
MXP-513R-200RY	4U Programmable LED Card – 200 Zone (Red/Yellow)
MXP-513R-050CRY	4U Programmable LED Card – 50 Zone Column Format (Red/Yellow)
MXP-513R-050CRYG	4U Programmable LED Card 50 Zone Column Format (30 x red/yellow – 20 x Green/Yellow)
<b>Rack Mount Enclosures</b>	
MXM-510-16U	IP55 19" Rack Mount Enclosure – 16U High
MXM-510-20U	IP55 19" Rack Mount Enclosure – 20U High
MXM-510-KL	CAM Key-Lock Kit for Outer Door
MXM-510-BS	Battery Shelf
MXM-510-BS1	Battery Shelf Lower
MXM-510-CP	Chassis Plate
MXM-511-1U	Blanking Plate – 1U
MXM-511-1U-TOP	Blanking Plate – 1U-TOP
MXM-511-2U	Blanking Plate – 2U
MXM-511-3U	Blanking Plate – 3U
MXM-511-4U	Blanking Plate – 4U
MXM-511-5U	Blanking Plate – 5U
MXM-511-6U	Blanking Plate – 6U
MXM-511-7U	Blanking Plate – 7U
MXM-511-8U	Blanking Plate – 8U
MXM-512	Blanking LED Plate – 4U
MXM-513-BB	Back Box – 6U
MXM-513-BP	Switch / LED Blank Plate – 6U
MXM-513-D1	Door D1 Blank – 6U
MXM-513-D2	Door D2 LED – 6U
MXM-513-D3	Door D1 c/w Aperture – 6U

Product Code	Description
<b>Accessories</b>	
20-WHCP-BBC	Weatherproof Call Point Housing with Clear Back Box
20-WHCP-BBR	Weatherproof Call Point Housing with Red Back Box
<b>Wireless Detectors</b>	
AXIS-TOP	Axis EN Optical Detector
AXIS-THT	Axis EN Heat Detector
AXIS-TOH	Axis EN Multi-Detector (Optical/Heat)
<b>Wireless Call Point</b>	
AXIS-TCP	Axis EN Call Point (Red)
<b>Wireless Sounders &amp; Sounder-Beacons</b>	
AXIS-TSMB	Axis EN Base Sounder
AXIS-TSVMB	Axis EN Base Sounder VAD (White LED)
AXIS-TSVMBRF	Axis EN Base Sounder VAD (Red LED)
AXIS-TWSM	Axis EN Wall Sounder Module
<b>Wireless Modules</b>	
AXIS-TMT	Axis EN Translator
AXIS-TME	Axis EN Expander
AXIS-TMI	Axis EN Input Module
AXIS-TMO	Axis EN Battery Output Module
<b>Wireless Accessories</b>	
AXIS-TSK	Axis EN Survey Kit
AXIS-LID200/R	Cover for Axis EN Sounder Base Red (Pack of 5)
AXIS-LID200/W	Cover for Axis EN Sounder Base White (Pack of 5)



**Email:** [enquiries@advancedco.com](mailto:enquiries@advancedco.com)  
**Web:** [www.advancedco.com](http://www.advancedco.com)



Advanced



Advanced Fire



NBS Source  
PARTNER

Axis EN, AxisGo and all other Advanced product brands are trademarks of Advanced Electronics Ltd. All rights reserved.



Made in  
the UK

A **Halma** company